



OXFORD JOURNALS  
OXFORD UNIVERSITY PRESS

Journal : Schizophrenia Bulletin  
Article doi : 10.1093/schbul/sbr027  
Article title : Transition to Adulthood: The Critical Period for Pre-emptive, Disease-Modifying Care for Schizophrenia and Related Disorders??  
First Author : Patrick McGorry  
Corr. Author : Patrick McGorry

## INSTRUCTIONS

We encourage you to use Adobe's editing tools (please see the next page for instructions). If this is not possible, please (i) print out the proof, mark your corrections clearly in black ink, and fax it to +44 (0)1865 355739 (or scan it and email it to jschbul.org), or (ii) send a list of corrections (in an email or Word attachment) listing each change in the following manner: line number, current text, change to be made. Please do not send corrections as track changed Word documents.

Changes should be corrections of typographical errors only. Changes that contradict journal style will not be made.

These proofs are for checking purposes only. They should not be considered as final publication format. The proof must not be used for any other purpose. In particular we request that you: do not post them on your personal/institutional web site, and do not print and distribute multiple copies (please use the attached offprint order form). Neither excerpts nor all of the article should be included in other publications written or edited by yourself until the final version has been published and the full citation details are available. You will be sent these when the article is published.

1. **Licence to Publish:** If you have not already done so, please also complete and return the Licence to Publish form by fax or email attachment. Please also send a hard copy by mail.
2. **Permissions: Permission to reproduce any third party material in your paper should have been obtained prior to acceptance. If your paper contains figures or text that require permission to reproduce, please inform me immediately by email.**
3. **Author groups:** Please check that all names have been spelled correctly and appear in the correct order. Please also check that all initials are present. Please check that the author surnames (family name) have been correctly identified by a pink background. If this is incorrect, please identify the full surname of the relevant authors. Occasionally, the distinction between surnames and forenames can be ambiguous, and this is to ensure that the authors' full surnames and forenames are tagged correctly, for accurate indexing online.
4. **Figures:** Figures have been placed as close as possible to their first citation. Please check that they are complete and that the correct figure legend is present. Figures in the proof are low resolution versions that will be replaced with high resolution versions when the journal is printed.
5. **Missing elements:** Please check that the text is complete and that all figures, tables and their legends are included.
6. **URLs:** Please check that all web addresses cited in the text, footnotes and reference list are up-to-date, and please provide a 'last accessed' date for each URL.
7. **Funding:** Any funding used while completing this work should be highlighted in a separate Funding section. Please ensure that you use the full official name of the funding body.

## MAKING CORRECTIONS TO YOUR PROOF

These instructions show you how to mark changes or add notes to the document using the Adobe Acrobat Professional version 7.0 (or onwards) or Adobe Reader 8 (or onwards). To check what version you are using go to **Help** then **About**. The latest version of Adobe Reader is available for free from [get.adobe.com/reader](http://get.adobe.com/reader).

For additional help please use the **Help** function or, if you have Adobe Acrobat Professional 7.0 (or onwards), go to [http://www.adobe.com/education/pdf/acrobat\\_curriculum7/acrobat7\\_lesson04.pdf](http://www.adobe.com/education/pdf/acrobat_curriculum7/acrobat7_lesson04.pdf)

### Displaying the toolbars

#### Adobe Reader 8

Select **Tools, Comments & Markup, Show Comments and Markup Toolbar**. If this option is not available, please let me know so that I can enable it for you.



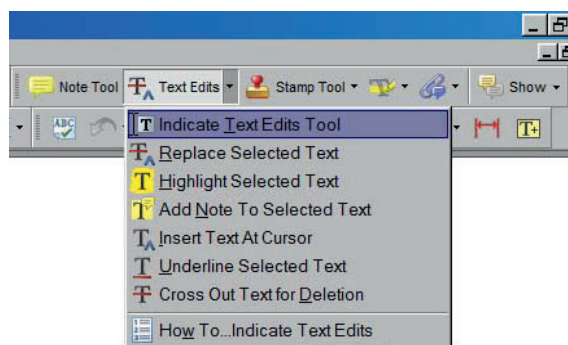
#### Acrobat Professional 7

Select **Tools, Commenting, Show Commenting Toolbar**.



### Using Text Edits

This is the quickest, simplest and easiest method both to make corrections, and for your corrections to be transferred and checked.



1. Click **Text Edits**
2. Select the text to be annotated or place your cursor at the insertion point.
3. Click the **Text Edits** drop down arrow and select the required action.

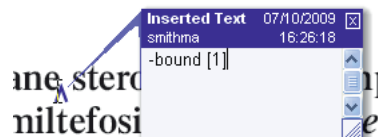
*You can also right click on selected text for a range of commenting options.*

### SAVING COMMENTS

In order to save your comments and notes, you need to save the file (**File, Save**) when you close the document. A full list of the comments and edits you have made can be viewed by clicking on the Comments tab in the bottom-left hand corner of the PDF.

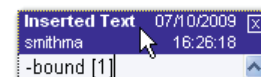
### Pop up Notes

With *Text Edits* and other markup, it is possible to add notes. In some cases (e.g. inserting or replacing text), a pop-up note is displayed automatically.



To **display** the pop-up note for other markup, right click on the annotation on the document and selecting **Open Pop-Up Note**.

To **move** a note, click and drag on the title area.



To **resize** of the note, click and drag on the bottom right corner.



To **close** the note, click on the cross in the top right hand corner.



To **delete** an edit, right click on it and select **Delete**. The edit and associated note will be removed.

## Author Query Form

Journal : Schizophrenia Bulletin

Article doi : 10.1093/schbul/sbr027

Article title : Transition to Adulthood: The Critical Period for Pre-emptive, Disease-Modifying Care for Schizophrenia and Related Disorders??

First Author : Patrick McGorry

Corr. Author : Patrick McGorry

### AUTHOR QUERIES - TO BE ANSWERED BY THE CORRESPONDING AUTHOR

The following queries have arisen during the typesetting of your manuscript. Please answer these queries by marking the required corrections at the appropriate point in the text.

<b>Q1</b>	We have inserted the running head. Please check and provide correct wording if necessary.	
<b>Q2</b>	Please note that the article title in the manuscript file and that in the ScholarOne manuscript submission system do not match. We have retained the one given in the ScholarOne manuscript submission system. Please check and correct if necessary.	
<b>Q3</b>	Please check that all names have been spelled correctly. Please also check that all initials are present. Please check that the author surname (family name) has been correctly identified by a pink background. If this is incorrect, please identify the full surname of the relevant author. Occasionally, the distinction between surnames and forenames can be ambiguous, and this is to ensure that the author's full surnames and forenames are tagged correctly, for accurate indexing online. Please also check all author affiliations.	
<b>Q4</b>	Please provide the department and city for the first affiliation.	
<b>Q5</b>	Please provide the department in the second affiliation.	
<b>Q6</b>	Please spell out "MRI" in the sentence "These major changes in brain development are reflected ..."	
<b>Q7</b>	Please spell out "NIMH" in the sentence "The clinical staging model has been created ..."	
<b>Q8</b>	Please provide a Funding statement, detailing any funding received. Remember that any funding used while completing this work should be highlighted in a separate Funding section. Please ensure that you use the full official name of the funding body, and if your paper has received funding from any institution, such as NIH, please inform us of the grant number to go into the funding section.	

## [AQ2] Transition to Adulthood: The Critical Period for Pre-emptive, Disease-Modifying Care for Schizophrenia and Related Disorders

[AQ3] Patrick McGorry<sup>1,2,\*</sup>

[AQ4] <sup>1</sup>Centre for Youth Mental Health, University of Melbourne, Australia; <sup>2</sup>Orygen Youth Health Research Centre, Melbourne, Australia

[AQ5] \*To whom correspondence should be addressed; Orygen Youth Health, Locked Bag 10, Parkville, VIC 3052, Australia; tel: +61-3-9342-2850, fax: +61-3-9342-2948, e-mail: pmcgorry@unimelb.edu.au

10 **There is an urgent need and a global opportunity to rethink not only the dominant research paradigms in etiological research but also to invest in less-constrained strategies which cut across the existing diagnostic silos to seek out common risk factors, late as well as early neurodevelopmental processes, pathophysiologies, and novel treatment strategies.**  
 15 **The high-quality research presented in this special issue of *Schizophrenia Bulletin* makes a compelling case for such a rethink. While there is still a genuine disconnect between our understanding of the complex and dramatic brain changes that occur during the transition to adulthood and the concurrent surge in incidence of mental ill-health, there is no doubt that a much more serious focus on the perionset stage of clinical disorders in young people with their rapidly evolving brains, social environments, and life trajectories could be extremely productive. Research access to these**  
 20 **early stages of illness would be catalyzed by the widespread construction of engaging stigma-free portals and clinical scaffolding appropriate for young people in the 21st century. The latter are urgently required to supersede traditional models of care, which have served both patients and families so poorly, and equally have failed to unlock a deeper understanding of the origins and progression of potentially serious mental disorders.**

*Key words:* young mental health/early intervention/mental illness

### 35 Introduction

The transition to adulthood is the period during which nearly all the potentially serious mental disorders that disable or kill during the ensuing decades of adult life have their onset.<sup>1,2</sup> This was first highlighted for schizophrenia in the 19th century and reflected in familiar, now  
 40 historical terms such as “adolescent insanity” and “dementia praecox.”<sup>3</sup> Despite this major etiological clue,

as Uhlhaas points out in his introductory article to this issue (Uhlhaas, this issue), until recently, there has been a relative blind spot in our research paradigms, which have conceptualized schizophrenia as an early neurodevelopmental disorder with most of the risk and putative neurobiological insult seen as concentrated perinatally and early in life.<sup>4-6</sup> Despite the sustained surge in interest in early psychosis and first-episode research and elaborations of the 1980’s neurodevelopmental theory into the 2- and 3-hit models (see Gogtay and Pantelis, this issue, and Insel<sup>7</sup>), there still seems to be a curious reluctance to give serious research attention to the period during which the clinical phenotypes of schizophrenia, and indeed most of the other major mental disorders of adult life, emerge.

There is no logical reason for this imbalance in research valence, which may represent the all-too-familiar resistance of older paradigms to yield to newer ones, even when they are revisions of the earlier version and wholly compatible. The combination of genetic vulnerability, early insult, and childhood risk indicators is certainly part of the story. It is clearly not the whole story and may well not be the main story. Uhlhaas (this issue) has summarized the support for the early developmental model. It seems biologically plausible that a combination of genetic risk and perinatal biological insults can establish vulnerability for later mental disorder, but the animal models and epidemiological data do not indicate that these factors are necessary or sufficient for disorder, nor whether they create the specificity for the future phenotype.

While birth cohort studies have revealed subtle and nonspecific emotional, cognitive behavioral risk indicators in a proportion of cases during the otherwise latent prepubertal childhood period, these are statistical deviations from ultimately healthy controls and are nonspecific with poor predictive power for not only for schizophrenia but also for caseness of any sort. The real indication of incipient disorder usually emerges

postpuberty in the majority of cases via clinical precursor or prodromal “stages”, which are subthreshold for traditional diagnostic categories such as schizophrenia yet which confer substantial impairment and distress nonetheless. This is when better predictive power finally emerges, though the exit syndromes are still diverse. Despite this long latent period, the dominant view remains that some version of what has been termed developmental allostasis<sup>8</sup> occurs, in which an early lesion produces a vulnerability which is compensated for until this mechanism is overwhelmed during adolescence, when the early lesion is revealed and the clinical phenotype released. Uhlhaas (this issue) is quite correct in suggesting that this notion places excessive weight on the modest evidence for early risk and specific childhood indicators.

The early neurodevelopmental hypothesis, in which patients are seen as “doomed from the womb”, essentially yokes vulnerability and risk on the one hand to early clinical disorder on the other. A clinical staging approach (see below) seeks to separate out these processes so that independent risk factors and processes can operate as in other complex disorders. So while it is possible that changes occurring in the adolescent brain “reveal” or “release” an early deficit resulting in clinical disorder, it is equally possible that they can initiate or underpin emerging disorder de novo and in their own right via new varieties of pathophysiology, without the need for an early insult or lesion. So there are 2 potential and non-mutually exclusive pathways to “disease”: one an inexorable or revealed deviation from normal neurodevelopment and another, e.g. psychosis initiated by cannabis use, which involves additional synergistic pathophysiological influences. The latter model distinguishes options for both preventive interventions targeted at vulnerability, as well as novel clinical interventions targeted at early-stage phenotypes, allowing more scope for the exploration of the latter.

How do the articles in this issue throw light on this crucial theoretical and clinical issue? The common theme that they share is a focus on the late maturation of brain circuits during adolescence and early adulthood. These major changes in brain development are reflected in robust animal research and putative disease models (Hoftman and Lewis; O’Donnell, this issue) and in biomarkers such as structural MRI change (Gogtay and Pantelis, this issue) and neural synchrony that demonstrate subtle and yet profound maturational changes. In humans, these occur in intense and dynamic interaction with the kaleidoscopic social environment with all of its risks and demands for the emerging adult, and from this, crucible of gene-environment interaction emerges either successful maturation or alternatively the evolution of mental disorders. This is a uniquely fertile ground for research and it deserves much more serious attention. Hoftman and Lewis allow for multiple sensitive periods of interaction between the environment and brain development. O’Donnell appears to favor the developmental allostasis

model in which the cortex becomes disinhibited as a result of a revealed interneuron defect which could have multiple causes. In contrast, Uhlhaas and Singer express cautious sympathy for a more dominant role of adolescent brain changes in the specific denouement of psychotic disorders in their review of the development of neural synchrony and large-scale cortical networks. They make a compelling case for neural synchrony as a potentially useful biomarker or endophenotype to study alongside others and in relation to the emergence of clinical phenotypes of adolescent onset disorders. Similarly, imaging studies conducted across the transition from the ultrahigh risk stage to first-episode psychosis and other diagnostic outcomes are also consistent with an active process at that point (Gogtay and Pantelis, this issue). Other pathophysiological candidate mechanisms such as oxidative stress and inflammation<sup>9</sup> could become activated de novo and trigger the onset of symptoms. Yet, there is little evidence that any of these candidate processes have much specificity for current diagnostic boundaries, and we lack data from the onset stages.

What is striking about this collection of articles is the wide gap between the neuroscience of adolescent brain development and active study of key biomarkers of this process of maturation and its vicissitudes in the perionset stage of a broad range of major mental disorders in young people. We are certainly a long way off biomarker-assisted early diagnosis, but we have to begin to fill in the pieces of the puzzle focusing on the perionset period much more seriously. For all these reasons, this special issue of *Schizophrenia Bulletin* devoted to brain development and neurobiological processes during adolescence is most welcome and timely.

My commentary will endeavor to place this tantalizing scientific material on the neurobiology of adolescence in a developmental, epidemiological, and therapeutic context. Broader conceptual frameworks and diagnostic strategies with greater utility, analogous to those utilized in other major health domains are essential. If we are able to look more broadly across the landscape of mental and substance use disorders in young people, we may be able to see how to create much better ways to pre-empt their destructive personal and social impact and in the process reduce stigma. I will profile encouraging developments in responding to mental ill-health in adolescents and emerging adults, which reflect the need for a greatly expanded and strengthened stigma-free approach. Such reform and investment will complement and facilitate the research directions covered in this special issue.

### Transition to Adulthood: Developmental and Epidemiological Synchrony

One of the failures of the mental health field so far is not to have appreciated that the timing and pattern of mental ill-health impacts so strongly on young people who, on

[AQ6]

the threshold of adult life, have the most to lose. So has the society as a whole in reduced human capital or “mental wealth” and economic productivity.<sup>10</sup> Furthermore, a key paradox of the developed world is that while their material well-being and physical health have dramatically improved, the mental health of young people in transition from childhood to adulthood has been steadily declining over recent decades.<sup>11,12</sup> The incidence pattern for mental and substance use disorders is now almost the mirror image of that seen for physical disorders, with 75% emerging before the age of 25 years and emerging adults (16–24 years) showing the peak 12-month prevalence for any disorder across the lifespan.<sup>2,13,14</sup> Mental ill-health is the major source of burden of disease in otherwise healthy young people, being responsible for over 50% of this.<sup>15,16</sup> The consequences even for mild and transient disorders are significant; for more severe disorders, they can be enduring and catastrophic. A recent New Zealand study<sup>17</sup> estimated that up to 50% of young people in this transition age will experience at least 1 diagnosable episode of mental ill-health with a directly proportionate negative impact on earning potential, educational outcomes, and social integration at age 30 years. The scene for this erosion of life chances is often set in childhood, but more commonly, it takes the ever-changing climate of adolescence and emerging adulthood to release the variety of overlapping clinical phenotypes, we recognize as clinicians, the incidence of which surges through adolescence and peaks between 18 and 25 years. Paus et al<sup>18</sup> posed the question “why do many psychiatric disorders emerge during adolescence” and provide an answer based on subtle aberrations of brain maturation and development caused by the interaction between genetic and environmental factors (Uhlhaas this issue and Feinberg<sup>19</sup>). Their thesis is highly compatible with the ideas contained within this special issue. However, it is vitally important for research conducted within this neuroscience paradigm to give sufficient weight to the power and malleability of the environmental influences shaping the risk and expression of mental ill-health and sustained disorder in young people.

From puberty, with all of its biological upheavals, young people face a whole series of stressful challenges. Without sufficient “scaffolding,”<sup>20</sup> it is very hard to make the transition to independent adulthood without experiencing periods of mental ill-health, which can so easily become recurrent and entrenched. The developmental challenges include forming a stable identity in a world which is changing at a very rapid rate, negotiating often harsh, and depleted educational environments where bullying is rife, forming secure peer relationships and gradually separating from the family of origin, managing the drive to risk-taking and avoiding harmful use of the array of licit and illicit substances available, and finding a vocational pathway with some sense of purpose. As if this were not enough to cope with, unexpected bursts of “outrageous fortune”, such as the death of a parent, parental

mental illness or substance abuse, violent assault, or a natural disaster, can derail or thwart the lives of young people at a time they are relatively ill-equipped to cope.

Many people make the mistake of assuming that, because emotional distress, functional decline and damaging behaviors are common in young people, this is “normal” and largely transient, and to intervene would be unnecessary or even harmful. This confuses being common with being benign: a serious error with often fatal consequences. Malaria is common in many developing countries but hardly benign. Young people, with the highest incidence and prevalence of mental ill-health, receive the least help to overcome these threats to their survival, well-being, and contribution to others. Reinforcing this ambivalence about offering effective care is an excessively traditional, biomedical mindset, and treatment context, divided into a child-oriented system on the one hand and a limited adult system on the other, both of which are distinctly unappealing to young people.<sup>21,22</sup> So far we have made only desultory efforts to understand what is behind this rising tide of mental ill-health and to respond to it in a manner congruent with the sensitivity and sophistication of which advanced 21st century societies should be capable.

### Clinical Staging: A Heuristic Strategy for Intervention and Understanding the Neurobiology of Mental Disorders

Currently, mental disorders are diagnosed by symptoms that emerge at a late stage, presumably years after brain systems veer from more typical development. Insel<sup>23</sup>)

The critical point in diagnosis for all potentially serious disorders is when risk transforms into a clinical syndrome. Early diagnosis is vital wherever effective treatments exist. The accuracy of diagnosis in general medicine can be sharpened and validated by the use of biopsies or biomarkers of other types. For psychiatry, such “biosignatures”<sup>24</sup> remain aspirational. Our traditional diagnostic categories in psychiatry have major limitations in helping us to capture this critical point in early diagnosis. Anchored as they are to the later stages of the clinical phenotype, they have functioned as diagnostic silos of questionable validity, and may have actually obstructed the path to discovery of key etiological processes.<sup>25</sup> Modern genetic research has furthered questioned their validity<sup>26</sup> and their utility is also debatable as they struggle to fulfill the primary purpose of clinical diagnosis, namely the differential selection of treatment strategies. This is where the deceptively simple diagnostic refinement of clinical staging may be useful in reengineering our approach.<sup>27,28</sup> We have described this model in detail over several publications.<sup>27–30</sup>

Mental ill-health can be difficult to distinguish from transitory and normative changes in emotions and

300 behavior, which are often regarded as part of normal development and the human condition, especially in young people. The latter interpretation is often spuriously reinforced by the fact that many of these initial periods of distress and breakdown may resolve relatively quickly at least at first, even with minimal or no intervention.<sup>31</sup> However, it is important not to trivialize the significance of these bursts of mental distress because subthreshold symptoms strongly predict future disorder, and future chronicity will be seriously underestimated.<sup>32,33</sup> We lack a clear consensus and criteria for defining the threshold for initial caseness. How symptoms are acquired, intensify, and cohere into syndromes, how these ebb and flow, and how they compound into vocational failure, substance misuse, behavioral disturbance, and social exclusion have not been widely considered.<sup>32,33</sup> We also lack valid definitions for distinguishing between benign and self-limiting states and states, which represent the early stages of what will become persistent and disabling conditions.<sup>34</sup> We must learn to tolerate and even welcome what are currently dismissed as “false positives” and create a stigma-free fast track to enable them to be distinguished from phenotypically similar early stages of serious illness. We encourage women with newly identified breast lumps and men with the onset of central chest pain to urgently seek medical care, even though we know that a substantial percentage will have a benign explanation. This mindset can be translated to the psychiatric field if we can overcome 1 or 2 perceived barriers, namely the effects of stigma and the risk of overtreatment of earlier detected cases.

Clinical staging, a deceptively simple and practical tool found useful in other areas of medicine, may provide a way forward.<sup>27-29</sup> In a pre-emptive psychiatry based on the clinical staging paradigm, end-stage syndromes such as deficit schizophrenia may fade into the background as destinations to be avoided.<sup>7,35</sup> Clinical staging differs from conventional diagnostic practice; in that, it not only defines the extent of progression of a disorder at a particular point in time but also where a person lies currently along the continuum of the course of an illness. The differentiation of early and milder clinical phenomena, from those that accompany illness extension, progression, and chronicity, lies at the heart of the concept, which therefore makes it especially useful in adolescence and early adulthood, when most adult-type disorders emerge for the first time. A staging framework enables clinicians to select treatments relevant to earlier stages of an illness and generally assumes that such interventions will be both more effective and less harmful than treatments delivered later in the course. Staging allows the timing of treatment and the constant need to balance risk and benefit to come into focus. It provides an antidote to the genuine issue of overtreatment if access to care is provided earlier.

355 A key feature of clinical staging is that it must cut across current diagnostic boundaries and not be exclu-

sively or narrowly applied within the “tram tracks” of 1 putative category, such as schizophrenia for example. This is because we already know that the earliest clinical phenotypes associated with a need for care are nonspecific and involve a mix of mood, anxiety, and other partial syndromes frequently associated with substance use and personality dysfunction. Syndromes like schizophrenia, mania, recurrent, and severe unipolar depression generally emerge in a stable way some time later, and even then, in many cases, blends of these are the end result despite the best efforts of hierarchical diagnosis. The clinical staging model has been created by the same forces as the NIMH Research Domain Criteria framework<sup>24</sup> which tentatively extends the clinical boundaries for research beyond the current perimeters. However, by casting the net even wider and augmenting this with the notion of stage, which has temporal and progressive elements, as a further key dimension in the matrix, clinical staging may not only sharpen intervention research but also unpick and crystallize biosignatures<sup>24</sup> in a more meaningful way.

Insel has also carefully elaborated the staging idea in relation to schizophrenia, apparently to illustrate the principle<sup>7,35</sup>; however, in my view, this sells the heuristic potential of the concept short. It will be more liberating and enlightening if applied *agnostically* rather diagnostically. In addition, to its potential value in structuring clinical trials with multiple syndromal outcome targets, an agnostic staging model may point the way to a clinicopathological version in which the biomarkers and neurobiological processes described in this special issue, as well as many others (for examples, see ref. <sup>36-38</sup>), can be related as biosignatures not only to clinical phenotypes but also to stage of disorder. If we stick with current silo boundaries, many of these insights could remain hidden or opaque.

### New Stigma-Free Clinical Platforms for Young People

One of the catalysts and enablers of the growth in new knowledge, new treatments, and better cost-effective outcomes in early psychosis have been the development worldwide of novel clinical service platforms for young people in the early stages of psychotic illnesses.<sup>39,40</sup> Now operating in hundreds of locations worldwide; these potential clinical laboratories provide better access to low stigma therapeutic environments with an optimistic and holistic approach, which has enabled us to get much closer to the earliest clinical stages of psychotic disorders.<sup>41</sup> Not only is the duration of untreated psychosis much shorter in such settings but also people with moderate functional impairment and distress, yet subthreshold symptoms, are also seeking and receiving help. It is much more difficult and many would say undesirable to attempt these early intervention strategies in traditional psychiatric settings, which are dominated by much older patients with severe and enduring mental disorders. Early psychosis programs have reduced stigma,



410 shortened treatment delays, reduced suicide risk, and im-  
 415 proved outcomes the cost-effectiveness of care.<sup>39,41–45</sup>  
 They have also made possible unique studies examining  
 biomarkers in relation to emerging psychotic illness.<sup>37,46,47</sup>

415 These experiences, positive as they have mostly been,  
 have revealed a wider possibility for radically improving  
 clinical care for young people who bear the brunt of men-  
 tal disorders and their corrosive impact on life chances  
 and trajectories. There is a missing stream of mental  
 420 health care in our societies which needs to cover the pe-  
 riod of need for greatest accessibility, agility, and  
 strength; namely the years from puberty to the mid-  
 20s, when so much change is occurring in brain develop-  
 ment and the internal and social worlds of the emerging  
 adult, and when the force of morbidity of mental ill-  
 425 health is at its peak.<sup>21,48</sup> Despite this, young people  
 have the worst access to mental health care across the life-  
 span and the cultures of care are totally unsuited to their  
 needs with the result that they fail to engage or secure  
 tenure of care even if access is achieved.<sup>12,49,50</sup>

430 In Australia and Ireland, but also in Canada, the  
 United Kingdom, and small parts of Asia and the United  
 States, real progress is being made in designing and  
 upscaling up of innovative platforms of care with a broad  
 and flexible diagnostic focus for young people aged 12–  
 435 25 years.<sup>39,51–53</sup> The first element is a form of youth-  
 friendly enhanced primary care in which universal access  
 is available to all young people at a venue located in the  
 heart of the community, which has the ambience of  
 a youth café or drop-in center, yet with the back-of-house  
 440 multidisciplinary expertise (general practitioners, allied  
 health professionals, drug and alcohol counselors, voca-  
 tional experts, and sessional psychiatrists) offered within  
 a genuine “one-stop shop.” Other key features involve  
 community education, e-health portals, and youth and  
 445 family participation. These programs are very popular  
 with young people and families and have already pro-  
 vided care to more than 35 000 young Australians in  
 30 sites nationwide under the headspace banner (www.  
 headspace.org.au). They provide a stigma-free portal  
 450 to more specialized care for the subset of young people  
 with potentially severe and complex disorders, including  
 schizophrenia, which is provided within early psychosis  
 and similar specialized youth mental health services.<sup>39,54</sup>  
 These platforms are likely to receive increasing support in  
 455 the coming years especially in developed nations with  
 universal access to health care and create ideal conditions  
 for the development of novel therapies and scientific ex-  
 ploration of the perionset stage of a range of mental and  
 substance use disorders, including schizophrenia and  
 460 other psychotic and mood disorders.

### Future Directions

There is an urgent need to rethink not only to the dom-  
 inant research paradigms in etiological research as stated

by Insel<sup>7,23</sup> but also to go further and invest in alternative  
 approaches which cut across existing diagnostic silos to  
 465 seek out common risk factors, neurodevelopmental pro-  
 cesses, pathophysiologies, and novel treatment strategies.  
 A focus on the perionset stage of clinical disorders in  
 young people with rapidly evolving brains and life trajec-  
 470 tories could be extremely productive and would be  
 greatly assisted by the construction of 21st century clin-  
 ical scaffolding to replace the traditional models of care  
 which have served both patients and families poorly and  
 have not facilitated access to deeper understanding of the  
 origins of potentially serious mental disorders. [AQ8]

### References

1. Insel TR, Fenton WS. Psychiatric epidemiology: it's not just about counting anymore. *Arch Gen Psychiatry*. 2005;62:590–592.
2. Kessler RC, Berglund P, Demler O, Jin R, Merikangas KR, Walters EE. Lifetime prevalence and age-of-onset distributions of DSM-IV disorders in the National Comorbidity Survey Replication. *Arch Gen Psychiatry*. 2005;62:593–602.
3. Kraepelin E. *Dementia, Praecox and Paraphrenia*. Edinburgh, UK: Livingston; 1919.
4. Lewis SW, Reveley AM, Reveley MA, Chitkara B, Murray RM. The familial/sporadic distinction as a strategy in schizophrenia research. *Br J Psychiatry*. 1987;151:306–313.
5. Weinberger DR. Implications of normal brain development for the pathogenesis of schizophrenia. *Arch Gen Psychiatry*. 1987;44:660–669.
6. Lewis DA, Levitt P. Schizophrenia as a disorder of neurodevelopment. *Annu Rev Neurosci*. 2002;25:409–432.
7. Insel TR. Rethinking schizophrenia. *Nature*. 2010;468:187–193.
8. Thompson BL, Levitt P. Now you see it, now you don't—closing in on allostasis and developmental basis of psychiatric disorders. *Neuron*. 2010;65:437–439.
9. Muller N, Schwarz MJ. A psychoneuroimmunological perspective to Emil Kraepelin's dichotomy: schizophrenia and major depression as inflammatory CNS disorders. *Eur Arch Psychiatry Clin Neurosci*. 2008;258(suppl 2):97–106.
10. Beddington J, Cooper CL, Field J, et al. The mental wealth of nations. *Nature*. 2008;455:1057–1060.
11. Rutter M, Smith DJ. *Psychosocial Diseases in Young People: Time Trends and Their Causes*. Chichester, UK: John Wiley; 1995.
12. Eckersley R. Troubled youth: an island of misery in an ocean of happiness, or the tip of an iceberg of suffering? *Early Interv Psychiatry*. 2011;5(suppl 1):6–11.
13. Kessler RC, Amminger GP, Aguilar-Gaxiola S, Alonso J, Lee S, Ustun TB. Age of onset of mental disorders: a review of recent literature. *Curr Opin Psychiatry*. 2007;20:359–364.
14. Australian Bureau of Statistics. *National Survey of Mental Health and Welfare: Summary of Results*. Canberra, Australia: Australian Bureau of Statistics; 2008.
15. World Health Organization. *Child and Adolescent Mental Health Atlas*. Geneva, Switzerland: World Health Organization; 2005.
16. Australian Institute of Health and Welfare. *Australia's Health 2010*. Canberra, Australia: Australian Institute of Health and Welfare; 2010.



17. Gibb SJ, Fergusson DM, Horwood LJ. Burden of psychiatric disorder in young adulthood and life outcomes at age 30. *Br J Psychiatry*. 2010;197:122–127.
- 525 18. Paus T, Keshavan M, Giedd JN. Why do many psychiatric disorders emerge during adolescence? *Nat Rev Neurosci*. 2008;9:947–957.
19. Feinberg I. Schizophrenia: caused by a fault in programmed synaptic elimination during adolescence? *J Psychiatr Res*. 1982;17:319–334.
- 530 20. Masten AS, Burt KB, Roisman GI, Obradovic J, Long JD, Tellegen A. Resources and resilience in the transition to adulthood: continuity and change. *Dev Psychopathol*. 2004;16:1071–1094.
- 535 21. McGorry PD. The specialist youth mental health model: strengthening the weakest link in the public mental health system. *Med J Aust*. 2007;187(suppl 7):S53–S56.
22. Singh SP. Transition of care from child to adult mental health services: the great divide. *Curr Opin Psychiatry*. 2009;22:386–390.
- 540 23. Insel TR. Translating scientific opportunity into public health impact: a strategic plan for research on mental illness. *Arch Gen Psychiatry*. 2009;66:128–133.
24. Insel T, Cuthbert B, Garvey M, et al. Research domain criteria (RDoC): toward a new classification framework for research on mental disorders. *Am J Psychiatry*. 2010;167:748–751.
- 545 25. McGorry PD, Copolov DL, Singh BS. Current concepts in functional psychosis. The case for a loosening of associations. *Schizophr Res*. 1990;3:221–234.
- 550 26. Craddock N, Owen MJ. The beginning of the end for the Kraepelinian dichotomy. *Br J Psychiatry*. 2005;186:364–366.
27. McGorry PD. Issues for DSM-V: clinical staging: a heuristic pathway to valid nosology and safer, more effective treatment in psychiatry. *Am J Psychiatry*. 2007;164:859–860.
- 555 28. McGorry PD, Hickie IB, Yung AR, Pantelis C, Jackson HJ. Clinical staging of psychiatric disorders: a heuristic framework for choosing earlier, safer and more effective interventions. *Aust N Z J Psychiatry*. 2006;40:616–622.
29. McGorry PD, Nelson B, Goldstone S, Yung AR. Clinical staging: a heuristic and practical strategy for new research and better health and social outcomes for psychotic and related mood disorders. *Can J Psychiatry*. 2010;55:486–497.
- 560 30. McGorry PD, Purcell R, Hickie IB, Yung AR, Pantelis C, Jackson HJ. Clinical staging: a heuristic model for psychiatry and youth mental health. *Med J Aust*. 2007;187(suppl 7):S40–S42.
- 565 31. Stice E, Burton E, Bearman SK, Rohde P. Randomized trial of a brief depression prevention program: an elusive search for a psychosocial placebo control condition. *Behav Res Ther*. 2007;45:863–876.
- 570 32. Eaton WW, Badawi M, Melton B. Prodromes and precursors: epidemiologic data for primary prevention of disorders with slow onset. *Am J Psychiatry*. 1995;152:967–972.
33. Yung AR, Killackey E, Hetrick SE, et al. The prevention of schizophrenia. *Int Rev Psychiatry*. 2007;19:633–646.
- 575 34. Sullivan HS. The onset of schizophrenia. *Am J Psychiatry*. 1927;6:105–134.
35. Insel TR. The arrival of pre-emptive psychiatry. *Early Interv Psychiatry*. 2007;1:5–6.
- 580 36. Berk M, Ng F, Dean O, Dodd S, Bush AI. Glutathione: a novel treatment target in psychiatry. *Trends Pharmacol Sci*. 2008;29:346–351.
37. Pantelis C, Yucel M, Bora E, et al. Neurobiological markers of illness onset in psychosis and schizophrenia: the search for a moving target. *Neuropsychol Rev*. 2009;19:385–398. 585
38. Bender S, Weisbrod M, Resch F. Which perspectives can endophenotypes and biological markers offer in the early recognition of schizophrenia? *J Neural Transm*. 2007;114:1199–1215.
39. Harris M, Craig TK, Zipursky RB, Addington D, Nordentoft M, Power P. *Using Research and Evaluation to Inform the Development of Early Psychosis Service Models: International Examples. The Recognition and Management of Early Psychosis: A Preventive Approach*. 2nd ed. Cambridge, UK: Cambridge University Press; 2009. 590
40. Patton GC, Hetrick SE, McGorry P. Service responses for youth onset mental disorders. *Curr Opin Psychiatry*. 2007;20:319–324. 595
41. McGorry PD, Killackey E, Yung A. Early intervention in psychosis: concepts, evidence and future directions. *World Psychiatry*. 2008;7:148–156. 600
42. McGorry P, Johannessen JO, Lewis S, et al. Early intervention in psychosis: keeping faith with evidence-based health care. *Psychol Med*. 2010;40:399–404.
43. McCrone P, Craig TK, Power P, Garety PA. Cost-effectiveness of an early intervention service for people with psychosis. *Br J Psychiatry*. 2010;196:377–382. 605
44. Mihalopoulos C, Harris M, Henry L, Harrigan S, McGorry P. Is early intervention in psychosis cost-effective over the long term? *Schizophr Bull*. 2009;35:909–918. 610
45. Singh SP. Early intervention in psychosis. *Br J Psychiatry*. 2010;196:343–345.
46. Correll CU, Hauser M, Auther AM, Cornblatt BA. Research in people with psychosis risk syndrome: a review of the current evidence and future directions. *J Child Psychol Psychiatry*. 2011;51:390–431. 615
47. Garner B, Pariante CM, Wood SJ, et al. Pituitary volume predicts future transition to psychosis in individuals at ultra-high risk of developing psychosis. *Biol Psychiatry*. 2005;58:417–423. 620
48. Patel V, Flisher AJ, Hetrick S, McGorry P. Mental health of young people: a global public-health challenge. *Lancet*. 2007;369:1302–1313.
49. Hickie IB. Youth mental health: we know where we are and we can now say where we need to go next. *Early Interv Psychiatry*. 2011;5(suppl 1):63–69. 625
50. Rickwood DJ. Promoting youth mental health: priorities for policy from an Australian perspective. *Early Interv Psychiatry*. 2011;5(suppl 1):40–45.
51. Illback RJ, Bates T. Transforming youth mental health services and supports in Ireland. *Early Interv Psychiatry*. 2011;5(suppl 1):22–27. 630
52. Kutcher S, Davidson S. Mentally ill youth: meeting service needs. *CMAJ*. 2007;176:417–419.
53. McGorry PD, Tanti C, Stokes R, et al. Headspace: Australia's National Youth Mental Health Foundation—where young minds come first. *Med J Aust*. 2007;187(Suppl 7):S68–S70. 635
54. McGorry P, Parker A, Purcell R. Youth mental health. A new stream of mental health care for adolescents and young adults. In: Meadows G, Singh B, Grigg M, eds. *Mental Health in Australia: Collaborative Community Practice*. 2nd ed. Melbourne, Australia: Oxford University Press; 2007: 438–449. 640